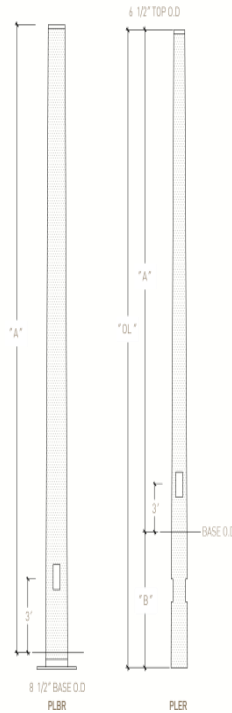


PLBR/PLER

Park Lighting Pole



PROJECT	
QUOTE	
PREPARED BY	
DATE	



DESCRIPTION

DesignPole is manufactured with only the use of the highest quality concrete mixture that is centrifugally casted with a pre-stressed spiral welded cage. Our specialized concrete mixture and patented polish exposes a unique surface that is distinctively sleek and smooth, which makes the poles naturally graffiti and tape resistant. Base mounted or embedded (direct burial) installations are available in a variety of standard and custom configurations.

ORDERING INFORMATION

Ordering Example: PLER-3.5-SG-DG-T238/4-BC

MODEL	NOMINAL HEIGHT	POLE FINISH	STEEL PART FINISH
PLBR (Anchor Base)	3.5 (10'-8")	WG : White Granite	DG : Dark Grey (Glossiness : 20%)
PLER (Direct Buried)	4.0 (12'-4")	RGS : Roof Grey S	LG : Light Grey (Glossiness : 50%)
	4.5 (14'-0")	RGB : Roof Grey B	MG : Metallic Grey (Glossiness : 92%)
	5.0 (15'-7")	BL : Brown Light	
	5.5 (17'-3")	BD : Brown Dark	
		SG : Stained Glass	
	AT : Autumn Tint		
	CB : Candy Blue		
	CM : Choco Mint		
	FO : Fade Orange		
	PR : Passion Red		
	WS : Wall Stone		

TENON	OPTIONS
<p>For a post top tenon, please specify size. For example, a 2-3/8" O.D. x 4" tenon = T238/4.</p> 	<p>BC : Base Cover</p> <ul style="list-style-type: none"> BOTTOM : 21 1/4" O.D. ~ 17 1/16" O.D. HOLE : 10 7/8" O.D. ~ 8 3/4" O.D. HEIGHT : 11 7/8" ~ 9 7/8" 

NOTES :

1. PLBR : Base Plate Type (Anchor Base) / PLER : Embedded Type (Direct Buried)
2. In the case of PLER, the height listed is above grade and does not include the embedded depth.
3. For custom tenons/arms, please consult factory before ordering.

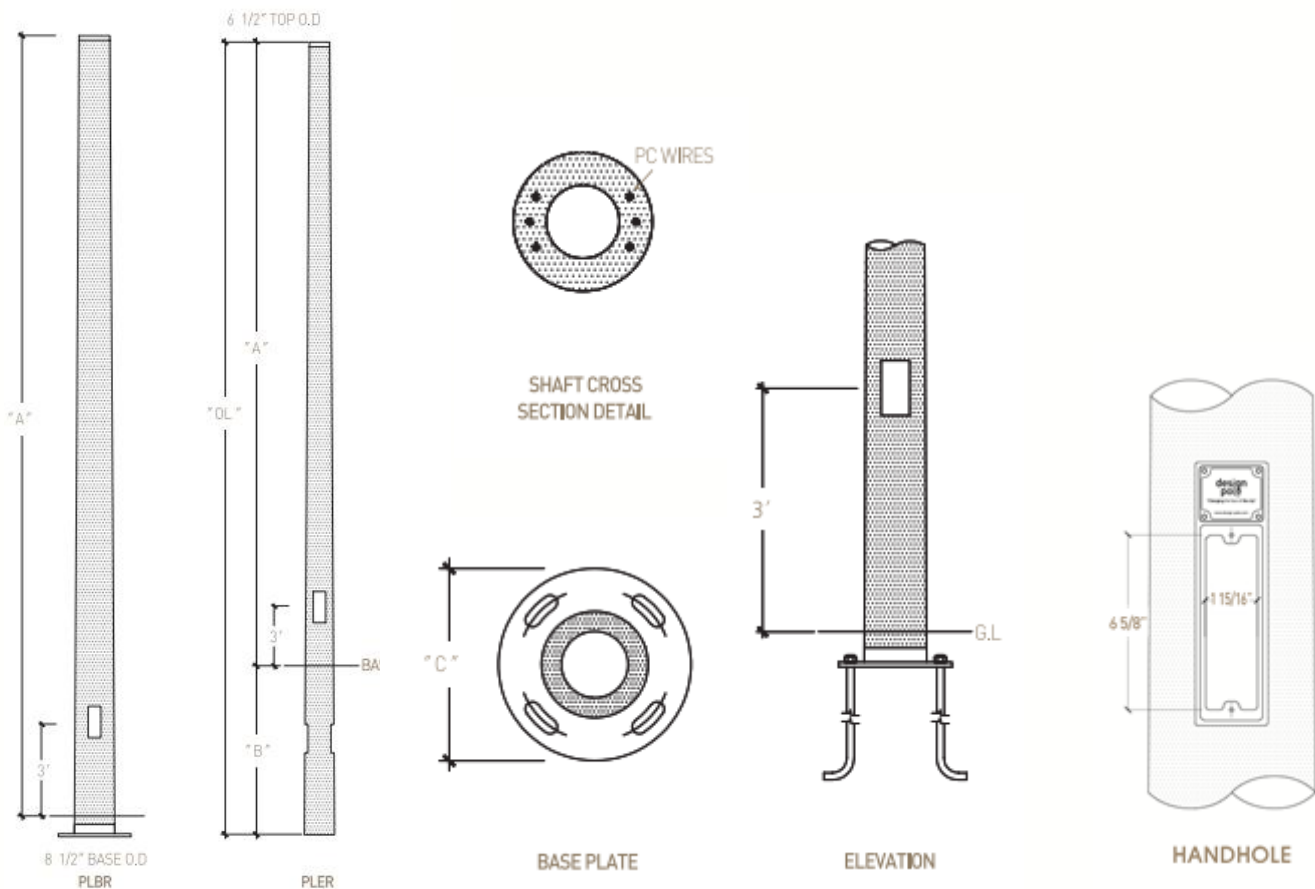
STREET LIGHTING POLE SPECIFICATION

Base Plate Type

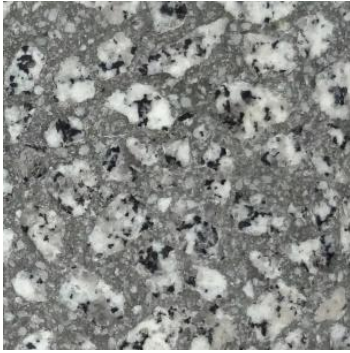
PRODUCT NUMBER	POLE HEIGHT "A"	BASE O.D.	ANCHOR BOLT	BOLT CIRCLE	BASE PLATE "B"	ULTIMATE G.L. MOMENT [FT. LBS.]	WEIGHT [LBS.]	MAXIMUM EPA/MPH[SQ FT]*					
								80	90	100	110	120	130
PLBR-3.5	10'-7 15/16"	6 3/4"	1" X 36" X 4	12 3/16"	15 3/8"	35,220	500	6.2	5.3	4.7	4.1	3.7	3.3
PLBR-4.0	12'-3 5/8"	7 1/8"	1" X 36" X 4	12 3/16"	15 3/8"	35,220	590	6.8	5.8	5.1	4.5	4.0	3.6
PLBR-4.5	13'-11 5/16"	6 15/16"	1" X 36" X 4	12 3/16"	15 3/8"	35,220	650	8.0	6.8	6.0	5.2	4.7	4.2
PLBR-5.0	15'-7"	6 3/4"	1" X 36" X 4	12 3/16"	15 3/8"	35,220	710	9.1	7.8	6.8	6.0	5.4	4.8
PLBR-5.5	17'-2 11/16"	6 9/16"	1" X 36" X 4	12 3/16"	15 3/8"	35,220	770	10.3	8.8	7.7	6.8	6.1	5.5

Embedded Type

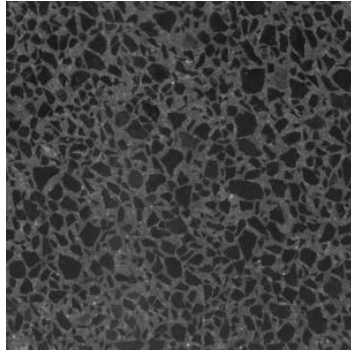
PRODUCT NUMBER	POLE HEIGHT "A"	BASE O.D.	OVERALL LENGTH "OL"	EMBEDDED DEPTH "B"	ULTIMATE G.L. MOMENT [FT. LBS.]	WEIGHT [LBS.]	MAXIMUM EPA/MPH[SQ FT]*					
							80	90	100	110	120	130
PLER-3.5	10'-7 15/16"	7 11/16"	13'-10 15/16"	3'-3"	29,910	550	6.1	5.2	4.5	4.0	3.6	3.2
PLER-4.0	12'-3 5/8"	7 7/8"	15'-6 5/8"	3'-3"	31,140	630	7.1	6.1	5.3	4.7	4.2	3.8
PLER-4.5	13'-11 5/16"	8 1/16"	17'-4 1/4"	3'-5"	32,140	710	8.1	7.0	6.1	5.4	4.8	4.3
PLER-5.0	15'-7"	7 7/8"	19'-1 7/8"	3'-7"	31,140	770	9.0	7.7	6.7	6.0	5.3	4.8
PLER-5.5	17'-2 11/16"	8 1/16"	21'-1 9/16"	3'-11"	32,140	860	10.0	8.6	7.5	6.6	6.0	5.3



POLE FINISH




White Granite




Roof Grey S




Stained Glass




Brown Light




Wall Stone



Candy Blue



Fade Orange




Roof Grey B



Passion Red



Brown Dark



Choco Mint


EXPOSED STEEL FINISH



Dark Grey



Light Grey



Metallic Grey

FEATURES

1. Prestressed spun concrete makes DesignPole one of the strongest poles available.
2. The addition of natural stone aggregates, besides strengthening the concrete, makes for an aesthetically pleasing look.
3. This concrete is processed with our patented polishing technique that exposes a unique surface that resembles terrazzo.
4. DesignPole virtually eliminates maintenance costs. No need for painting or coating.
5. DesignPole can withstand any weather condition, such as heavy rain and wind, in any environment, such as the oceanfront or desert.
6. Customization available. Consult manufacturer.

design
pole

"Changing the face of the city"

3580 Wilshire Blvd., Suite 900-22 Los Angeles, CA 90010

Website www.design-pole.com

Tel_(213)487-3036